

## High uniformity continuous LED backlight, 144 x 216 mm illumination area, blue, with collimation film in both directions



### KEY ADVANTAGES

#### Excellent uniformity

#### Test report with measured uniformity

#### Ultra high-power light output and strobe mode operation

For inspection and measurement of fast moving objects and an extended LED lifetime

#### Suitable for frequent cleaning

Thanks to the optical grade and scratch resistant protective cover

#### Wide selection and modular design

Size options range from 48 x 36 to 288 x 216 mm available in red, white, green, blue and infrared

#### Compact design with reduced thickness (26 mm)

#### Special continuous alignment mode

#### Optional integrated collimation film

The **LT2BC series** offers high power LED backlights designed to provide exceptional illumination performances and excellent uniformity.

### SPECIFICATIONS

#### Lighting specifications

|                              |                     |              |
|------------------------------|---------------------|--------------|
| Modules                      |                     | 3x6          |
| Illumination area width      | (mm)                | 144          |
| Illumination area height     | (mm)                | 216          |
| Number of LEDs               |                     | 864          |
| Light color, peak wavelength |                     | blue, 470 nm |
| Spectral FWHM                | (nm)                | 25           |
| Illuminance <sup>1</sup>     | (klux)              | 4            |
| Irradiance <sup>1</sup>      | (W/m <sup>2</sup> ) | -            |
| Diffuser                     |                     | yes          |
| Collimation film             |                     | yes          |

#### Electrical specifications

|                                |      |         |
|--------------------------------|------|---------|
| Supply voltage                 | (V)  | 24      |
| Current <sup>2</sup>           | (mA) | 1270    |
| Power consumption <sup>2</sup> | (W)  | 30.5    |
| Typical pulse voltage          | (V)  | 35.4    |
| Max pulse current <sup>3</sup> | (mA) | 2650    |
| Peak power consumption         | (W)  | 93.8    |
| Max duty cycle                 | (%)  | 1.5     |
| Max pulse duration             | (ms) | 1       |
| Connector                      |      | M8      |
| Included cable                 |      | CBLT003 |

#### Mechanical specifications

|                 |      |                      |
|-----------------|------|----------------------|
| Length          | (mm) | 156.0                |
| Width           | (mm) | 236.0                |
| Height          | (mm) | 26.0                 |
| Mass            | (g)  | 1659                 |
| Clamping system |      | 4x M6 threaded holes |

#### Environment

|                             |      |                      |
|-----------------------------|------|----------------------|
| Operating temperature       | (°C) | 0-40                 |
| Storage temperature         | (°C) | 0-50                 |
| Operating relative humidity | (%)  | 20-85 non condensing |
| IP rating                   |      | IP40                 |
| Installation                |      | Indoor use only      |

#### Eye safety

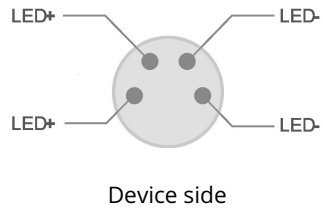
|                                |              |
|--------------------------------|--------------|
| Risk group (CEI EN 62471:2010) | Risk group 1 |
|--------------------------------|--------------|

<sup>1</sup> Minimum value, at max driving current, on emitting surface. Where n.a. is reported data is available upon request.

<sup>2</sup> Tolerance ±10%

<sup>3</sup> At 25°C. At max pulse width (1 ms), max pulse frequency = 15 Hz.

### CONNECTOR PINOUT



| Function | Cable color |
|----------|-------------|
| LED +    | Brown       |
| LED +    | White       |
| LED -    | Blue        |
| LED -    | Black       |

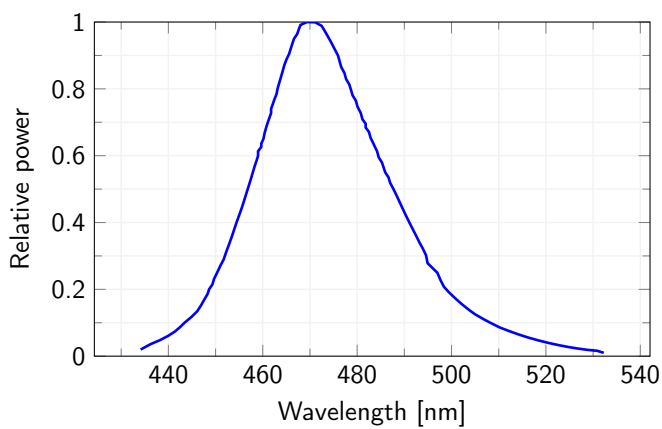
### COMPATIBLE PRODUCTS

Full list of compatible products available [here](#).

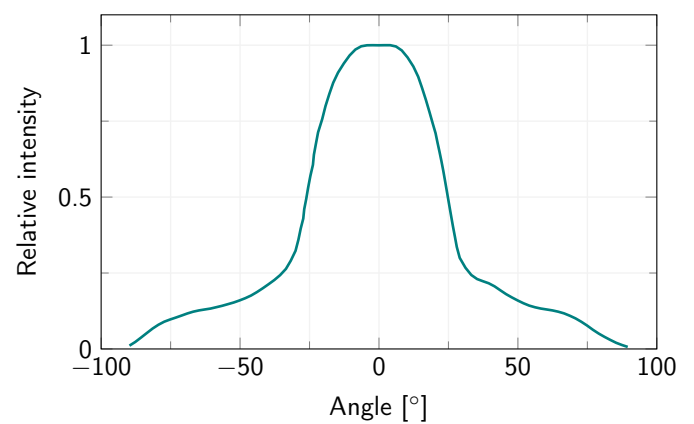


A wide selection of innovative machine vision components.

LED color spectrum



Emission angle



All product specifications and data are subject to change without notice to improve reliability, functionality, design or other. Photos and pictures are for illustration purposes only. Data are reported by design, actual lens performance may vary due to manufacturing tolerances.